


Assumption, Seattle

6201 33rd Ave. Seattle, WA 98115-7306
<https://www.assumptionseattle.com/>
 Established_1923

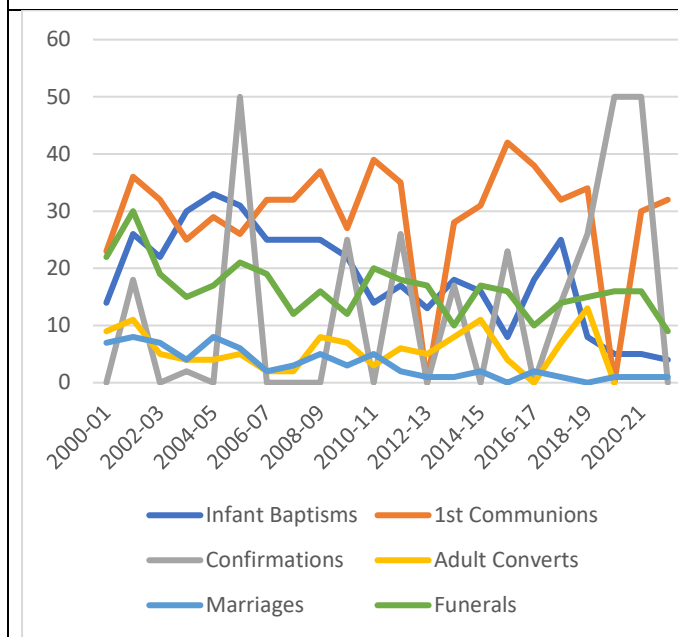
Weekend Masses: Mass Saturday Vigil: - 5:00 p.m.
 Sunday: - 9:00 a.m. Mon, Wed, Thu & Fri: 9:00 a.m.
 Holy Days - 9 a.m.
Confession: Reconciliation Saturday - 4 p.m. (or by appointment)
Adoration / Other Regular Service: #N/A



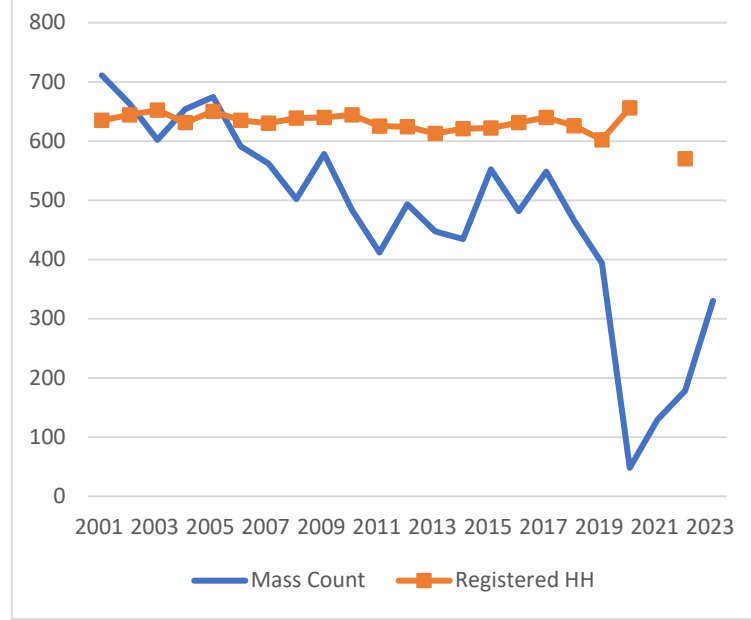
Major Parish Ministries: Alter Guild, RCIA, Scouts, St. Vincent de Paul, Care for Mother Earth, Senior Socials

<u>Registered Households:</u> 570	<u>School: Assumption-St. Bridget, Seattle Enrollment:</u> 538	<u>May. 2023 Weekend Mass Counts:</u> 330	<u>Per-Mass Capacity:</u> 420
--------------------------------------	---	--	----------------------------------

Sacraments Over Time:



Mass Attendance / Registered Households Over Time:



<p><u>2022 Sacraments:</u> Baptisms - 22 First Communions - 32 Confirmations - 8 Marriages - 1 Funerals - 9</p>	<p><u>Longest Drive Distance Between Family Parishes:</u> 3.6 miles</p>
--	--

<p><u>Ordinary Income Over Time</u></p> <table border="1"> <caption>Ordinary Income Over Time Data</caption> <thead> <tr> <th>Fiscal Year</th> <th>Income (\$)</th> </tr> </thead> <tbody> <tr><td>2000-01</td><td>450,000</td></tr> <tr><td>2001-02</td><td>500,000</td></tr> <tr><td>2002-03</td><td>480,000</td></tr> <tr><td>2003-04</td><td>480,000</td></tr> <tr><td>2004-05</td><td>520,000</td></tr> <tr><td>2005-06</td><td>550,000</td></tr> <tr><td>2006-07</td><td>580,000</td></tr> <tr><td>2007-08</td><td>600,000</td></tr> <tr><td>2008-09</td><td>580,000</td></tr> <tr><td>2009-10</td><td>600,000</td></tr> <tr><td>2010-11</td><td>610,000</td></tr> <tr><td>2011-12</td><td>600,000</td></tr> <tr><td>2012-13</td><td>630,000</td></tr> <tr><td>2013-14</td><td>650,000</td></tr> <tr><td>2014-15</td><td>670,000</td></tr> <tr><td>2015-16</td><td>700,000</td></tr> <tr><td>2016-17</td><td>730,000</td></tr> <tr><td>2017-18</td><td>730,000</td></tr> <tr><td>2018-19</td><td>700,000</td></tr> <tr><td>2019-20</td><td>680,000</td></tr> <tr><td>2020-21</td><td>680,000</td></tr> <tr><td>2021-22</td><td>680,000</td></tr> </tbody> </table>	Fiscal Year	Income (\$)	2000-01	450,000	2001-02	500,000	2002-03	480,000	2003-04	480,000	2004-05	520,000	2005-06	550,000	2006-07	580,000	2007-08	600,000	2008-09	580,000	2009-10	600,000	2010-11	610,000	2011-12	600,000	2012-13	630,000	2013-14	650,000	2014-15	670,000	2015-16	700,000	2016-17	730,000	2017-18	730,000	2018-19	700,000	2019-20	680,000	2020-21	680,000	2021-22	680,000	<p><u>2022 Ordinary Income:</u> \$739952</p> <p><u>2022 Net Surplus / Deficit (after school investment, excluding extraordinary income):</u> \$96985</p> <p><u>2022 Gross OI + E.I.:</u> \$140931</p>
Fiscal Year	Income (\$)																																														
2000-01	450,000																																														
2001-02	500,000																																														
2002-03	480,000																																														
2003-04	480,000																																														
2004-05	520,000																																														
2005-06	550,000																																														
2006-07	580,000																																														
2007-08	600,000																																														
2008-09	580,000																																														
2009-10	600,000																																														
2010-11	610,000																																														
2011-12	600,000																																														
2012-13	630,000																																														
2013-14	650,000																																														
2014-15	670,000																																														
2015-16	700,000																																														
2016-17	730,000																																														
2017-18	730,000																																														
2018-19	700,000																																														
2019-20	680,000																																														
2020-21	680,000																																														
2021-22	680,000																																														

Council / Commission Information:

Pastoral Council Chair	Barrett Eastwood
Finance Council Chair	Ed Telle
School Commission Chair	#N/A

<p><u>Building List:</u> Church</p>	<p><u>Family Area Demographic Information:</u> 2022 Population: 20323 2027 Est. Population: 20752 Expected 5 Year Change: 2.1% 2022 Population % Hispanic: 4.1% 2027 Est. Population % Hispanic: 4.1% 2022 Population % Asian: 12.4% 2027 Est. Population % Asian: 12.9% Estimated Population % Catholic: 15.5 %</p>
--	--

