

Revised/Expanded Demographic and Sacramental Information for the North Seattle Deanery Planning Process

Updated 9/16/2016

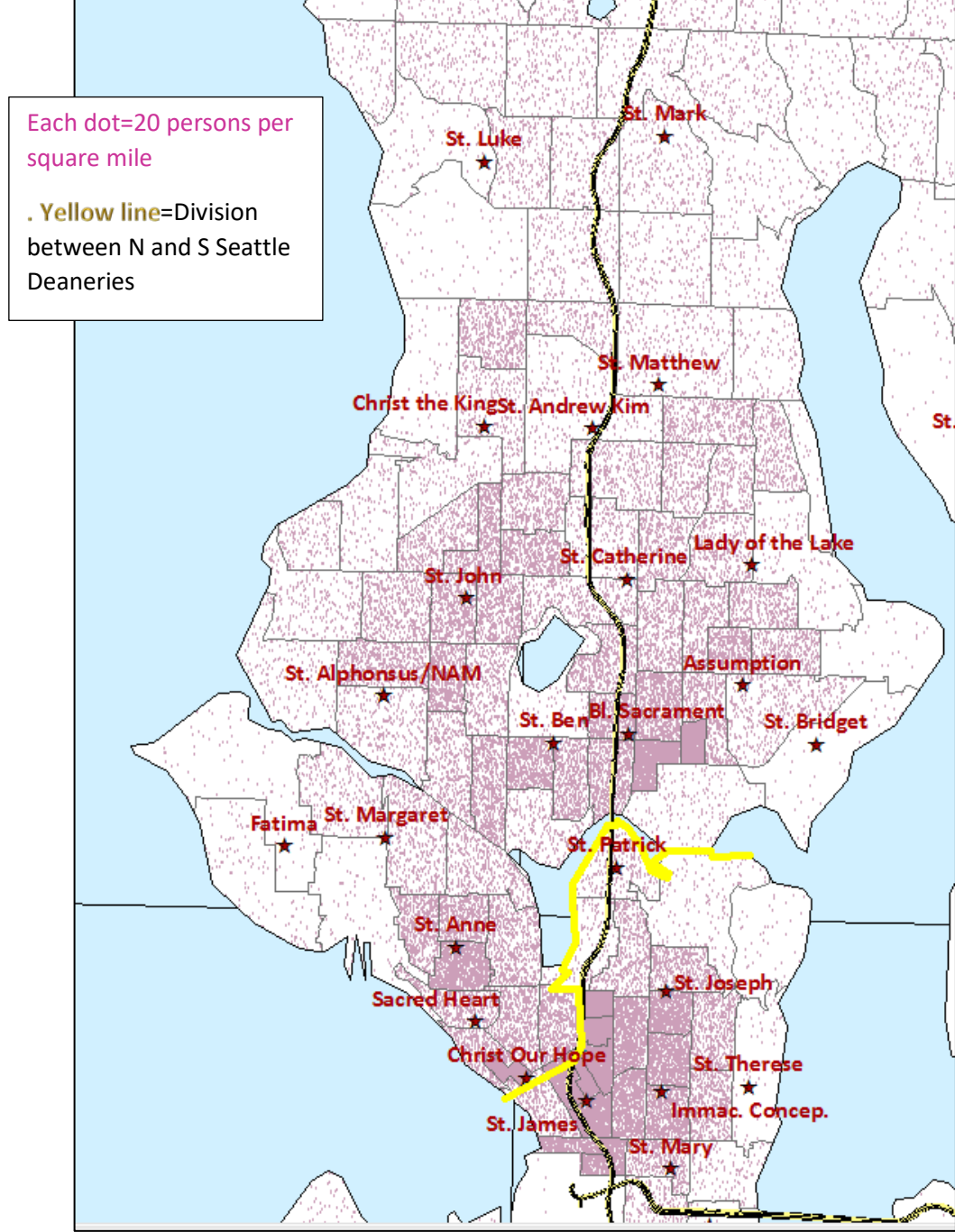
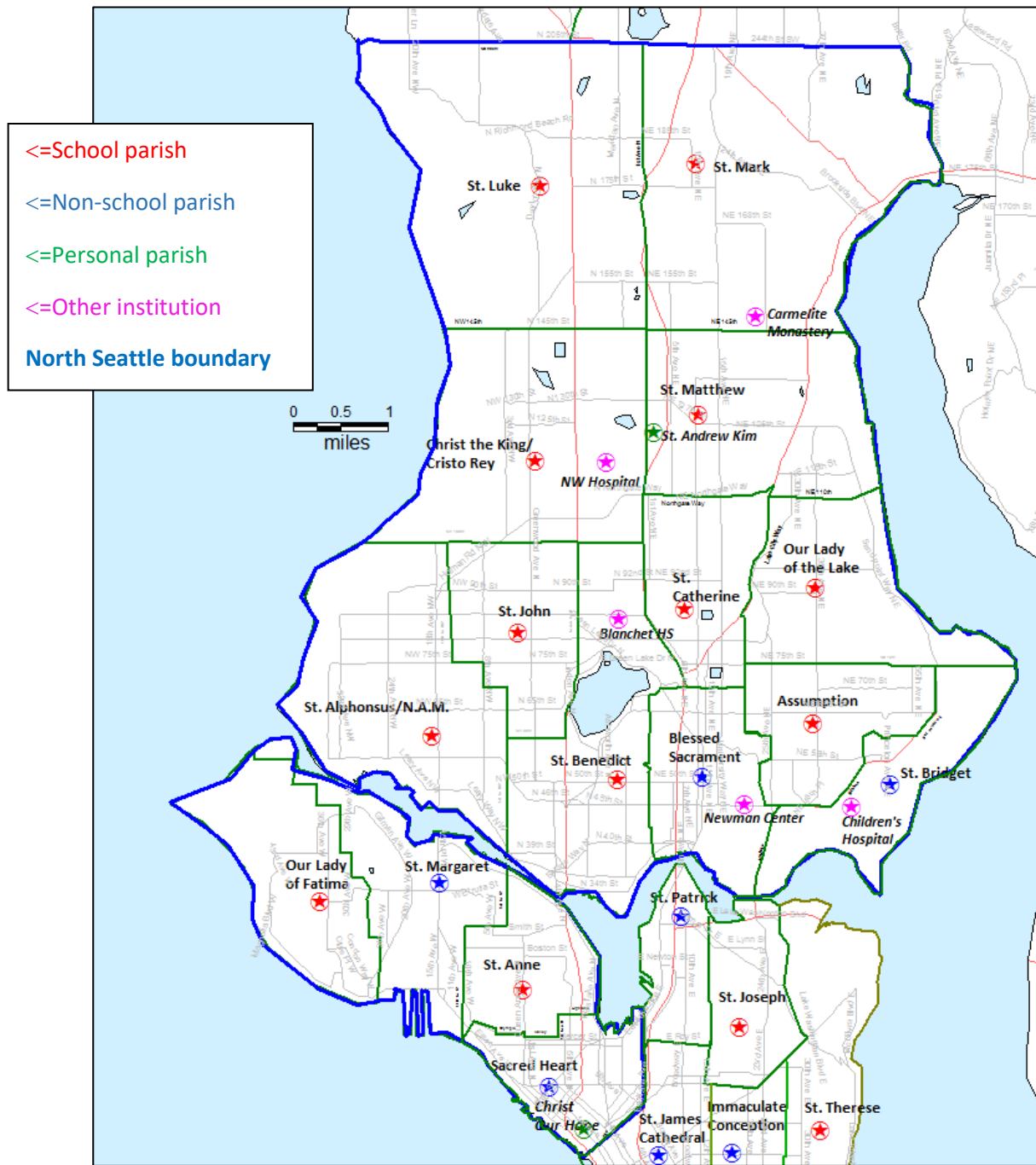
Office of Pastoral Planning and Research

Archdiocese of Seattle

Contents

- Page 2 Maps with parish boundaries and population**
- Page 3 Mass times and attendance, October 2015 and May 2016, with percent of available seating capacity used for each Mass**
- Page 4 Sacramental trends reported in Parish Annual Reports 2010-15**
- Page 5 Facilities for all parishes in the North Seattle Deanery (seating capacity of church, school enrollment and capacity)**
- Page 6 Parish staff included in UltiPro 1/1/16**
- Page 7 Population and Growth within Parish Boundaries (as projected by the Puget Sound Regional Council)**
- Page 8 Financial status of parishes at the end of 2014-15 fiscal year**

Maps of the North Seattle Deanery with boundaries and with population per square mile



Mass times and attendance, October 2015 and May 2016 (where available) and capacity used

| North Seattle Parishes | | Church capacity 2015 | Month of count (if taken) | Vigil | | Early Sunday morning | | | | Sunday mid-morning | | | | Sunday afternoon or evening | | | | | | | | | | | |
|------------------------|-------------------------|----------------------|---------------------------|----------------------------------|--------------------|----------------------|------------|----------------------|------------|--------------------|------------|--------------------|------------|-----------------------------|------------|----------------------|------------|---------------------|--------------------|----------------------|------------|----------------------|------------|----------------------|------------|
| | | | | Sat 5:00 p.m. on | | Sun 6:00-7:55 a.m. | | Sun 8:00-8:55 a.m. | | Sun 9:00-9:55 a.m. | | Sun 10:00-10:55 am | | Sun. 11:00-11:55 a.m. | | Sun. Noon-12:55 p.m. | | Sun. 1:00-2:55 p.m. | | Sun. 5:00 -5:55 p.m. | | Sun. 6:00 -7:55 p.m. | | Sun. 8:00 -8:55 p.m. | |
| | | | | # attend | % capacity | # attend | % capacity | # attend | % capacity | # attend | % capacity | # attend | % capacity | # attend | % capacity | # attend | % capacity | # attend | % capacity | # attend | % capacity | # attend | % capacity | # attend | % capacity |
| 2 | Assumption | 418 | October May | 142 34% 124 30% | | 252 60% 209 50% | | | | 158 38% 186 44% | | | | | | | | | | | | | | | |
| 3 | Blessed Sacrament | 650 | October May | 175 27% | 112 17% | | | | 246 38% | 203 31% | | | | | 209 32% | | | | 183 28% | | | | | | |
| 4 | Christ the King | 499 | October May | 148 30% 146 29% | | 175 35% 182 36% | | | | 227 46% 253 51% | | | | 482 97% 436 87% | | | | | | | | | | | |
| 8 | Our Lady of Fatima | 720 | October May | 209 29% 177 25% | | 148 20% 124 17% | | | | 179 25% 277 38% | | | | | | | | | | | | | | | |
| 10 | Our Lady of the Lake | 800 | October May | 151 19% 167 21% | | | | 353 44% 244 31% | | | | | | | | | | | 149 19% 129 16% | | | | | | |
| 13 | Sacred Heart | 400 | October May | 96 24% | | | | 105 26% | | | | 170 42% | | | | | | | 101 25% | | | | | | |
| 14 | St. Alphonsus | 634 | October May | 132 21% 136 21% | | 122 19% 132 21% | | | | 216 34% 228 36% | | | | | | | | | | | | | | | |
| 15 | St. Anne | 456 | October May | 148 32% 105 23% | | 70 15% 66 14% | | | | 254 56% 253 55% | | | | | | | | | | | | | | | |
| 16 | St. Benedict | 467 | October May | | | 110 24% 108 23% | | | | 244 52% 239 51% | | | | | | | | 109 23% 110 24% | | | | | | | |
| 18 | St. Bridget | 660 | October May | 114 17% | | 145 22% | | | | 132 20% | | | | | | | | | | | | | | | |
| 19 | St. Catherine | 416 | October May | 131 31% 224 54% | | 175 42% 155 37% | | | | 233 56% 239 57% | | | | | | | | 75 18% 75 18% | | | | | | | |
| 22 | St. John the Evangelist | 436 | October May | 145 33% 227 52% | | 164 38% 142 33% | | | | 225 52% 244 56% | | | | | | | | | | | | | | | |
| 24 | St. Luke | 570 | October May | 209 37% | | | | 517 91% | | | | 368 65% | | | | | | | | | | | | | |
| 25 | St. Margaret | 150 | October May | 34 23% 38 25% | | 38 26% 33 22% | | 179 119% 168 112% | | | | | | 64 43% 139 93% | | | | | | | | | | | |
| 26 | St. Mark | 657 | October May | 266 40% 238 36% | 156 24% 160 24% | | | 331 50% 370 56% | | | | 373 57% 353 54% | | | | | | | | | | | | | |
| 28 | St. Matthew | 350 | October May | 165 47% | 135 39% | | | 238 68% | | | | 235 67% | | | | | | | | | | | | | |
| 185 | North American Martyrs | 634 | October May | | | 200 32% 181 29% | | | | | | 271 43% 228 36% | | | | | | | | | | | | | |
| 200 | St. Andrew Kim | 572 | October May | 84 15% | | 116 20% | | | | 383 67% | | 173 30% | | | | | | | 173 30% | | | | | | |
| 271 | Newman Center | 250 | October May | | | | | | | 131 52% | | | | | 32 13% | | | | 129 52% | 167 67% | 130 52% | | | | |

| | | |
|----------------|-----------------|--------------------|
| Mass in Polish | Mass in Spanish | Mass in Indonesian |
| Mass in Latin | Mass in Korean | |

Sacramental Trends, 2010 to 2015, reported in Parish Annual Reports

| Parishes by ID | | Infant /child Baptisms | | First communions | | Youth Confirmation | | Youth/Adult converts | | Marriages | | Funerals | | Sacramental Index* | | |
|----------------|----------------------------------|------------------------|------------|-------------------|------------|--------------------|------------|----------------------|------------|-------------------|------------|-------------------|------------|--------------------|--------------|------------------|
| | | Average 2010-2014 | 2014-15 | Average 2010-2014 | 2014-15 | Average 2010-2014 | 2014-15 | Average 2010-2014 | 2014-15 | Average 2010-2014 | 2014-15 | Average 2010-2014 | 2014-15 | Average 2010-2014 | 2014-15 | Change 2010-2015 |
| 2 | Assumption, Seattle | 19 | 20 | 32 | 31 | 11 | 0 | 4 | 7 | 2 | 2 | 16 | 17 | 76 | 79 | 4% |
| 3 | Blessed Sacrament, Seattle | 76 | 74 | 17 | 25 | 15 | 25 | 13 | 14 | 64 | 73 | 18 | 22 | 250 | 281 | 12% |
| 4 | Christ the King, Seattle | 108 | 69 | 87 | 60 | 25 | 16 | 15 | 0 | 14 | 0 | 26 | 18 | 262 | 147 | -44% |
| 8 | Our Lady of Fatima, Seattle | 34 | 21 | 44 | 46 | 28 | 12 | 10 | 5 | 3 | 1 | 23 | 24 | 116 | 98 | -16% |
| 10 | Our Lady of the Lake, Seattle | 27 | 45 | 47 | 71 | 25 | 22 | 6 | 4 | 4 | 7 | 22 | 20 | 109 | 154 | 41% |
| 13 | Sacred Heart, Seattle | 15 | 11 | 1 | 0 | 0 | 0 | 4 | 6 | 10 | 5 | 8 | 7 | 47 | 34 | -28% |
| 14 | St. Alphonsus, Seattle | 15 | 18 | 20 | 22 | 8 | 23 | 7 | 6 | 3 | 5 | 15 | 17 | 64 | 73 | 15% |
| 15 | St. Anne, Seattle | 34 | 34 | 41 | 38 | 12 | 18 | 11 | 5 | 11 | 6 | 16 | 15 | 124 | 104 | -16% |
| 16 | St. Benedict, Seattle | 27 | 14 | 22 | 21 | 4 | 13 | 5 | 2 | 8 | 3 | 11 | 12 | 81 | 55 | -32% |
| 18 | St. Bridget, Seattle | 37 | 43 | 48 | 50 | 28 | 1 | 5 | 1 | 17 | 2 | 15 | 11 | 137 | 109 | -20% |
| 19 | St. Catherine, Seattle | 33 | 17 | 31 | 34 | 15 | 24 | 8 | 6 | 6 | 4 | 17 | 5 | 102 | 70 | -31% |
| 22 | St. John the Evangelist, Seattle | 47 | 36 | 58 | 59 | 18 | 0 | 5 | 4 | 6 | 4 | 9 | 4 | 130 | 111 | -15% |
| 24 | St. Luke, Seattle | 42 | 66 | 51 | 70 | 33 | 26 | 12 | 13 | 6 | 14 | 23 | 14 | 138 | 191 | 38% |
| 25 | St. Margaret, Seattle | 8 | 6 | 7 | 0 | 13 | 0 | 1 | 0 | 2 | 4 | 5 | 6 | 24 | 20 | -17% |
| 26 | St. Mark, Seattle | 25 | 18 | 30 | 20 | 19 | 35 | 6 | 6 | 7 | 2 | 16 | 31 | 90 | 79 | -12% |
| 28 | St. Matthew, Seattle | 20 | 9 | 30 | 18 | 15 | 1 | 5 | 0 | 3 | 0 | 21 | 16 | 81 | 43 | -47% |
| 185 | North American Martyrs, Seattle | 19 | 24 | 15 | 20 | 11 | 0 | 8 | 11 | 4 | 6 | 4 | 0 | 53 | 67 | 28% |
| 200 | St. Andrew Kim-Korean, Seattle | 14 | 20 | 12 | 27 | 31 | 0 | 30 | 16 | 4 | 4 | 7 | 9 | 69 | 80 | 16% |
| Deanery | | 598 | 545 | 591 | 612 | 308 | 216 | 152 | 106 | 170 | 142 | 269 | 248 | 1,950 | 1,795 | -8% |

*The sacramental index is the sum of all baptisms (infant to adult), first communions, funerals, and twice the marriages.

Decreases in the sacramental index from the 2000-2014 average and the 2014-15 index are printed in red.

Facilities for all parishes in North Seattle geographic location (seating capacity of church, property owned by parish, school sponsorship, school statistics)

| North Seattle Parishes organized geographically (N-S, W-E) | | Totals 2014-15 | | | | | Diocesan-owned property | | Parish School | | | | | |
|--|---------------------------------|----------------|---------------------|-----------------|----------------|-------------------------------|-------------------------|-------------|--|------------------|------------|------------|------------|----------------------|
| | | # Masses 2015 | Average attend 2015 | Church capacity | Total capacity | Total capacity used / weekend | Sq. Feet | Acres | Capacity | 2015-16 enrolled | % capacity | % Catholic | % Hispanic | # professional staff |
| 2 | Assumption, Seattle | 3 | 552 | 418 | 1,254 | 44% | 122,375 | 2.8 | 560 | 519 | 93% | 92% | 1% | 32 |
| 3 | Blessed Sacrament, Seattle | 6 | 1,127 | 650 | 3,900 | 29% | | | None | | | | | |
| 4 | Christ the King, Seattle | 4 | 1,032 | 499 | 1,996 | 52% | 206,084 | 4.7 | 253 | 210 | 83% | 68% | 11% | 21 |
| 8 | Our Lady of Fatima, Seattle | 3 | 535 | 720 | 2,160 | 25% | 174,622 | 4.0 | 272 | 248 | 91% | 87% | 2% | 19 |
| 10 | Our Lady of the Lake, Seattle | 3 | 652 | 800 | 2,400 | 27% | 130,050 | 3.0 | 305 | 288 | 94% | 75% | 6% | 26 |
| 13 | Sacred Heart, Seattle | 4 | 472 | 400 | 1,600 | 30% | 92,160 | 2.1 | None | | | | | |
| 14 | St. Alphonsus, Seattle | 3 | 470 | 634 | 1,902 | 25% | 180,000 | 4.1 | 379 | 230 | 61% | 70% | 6% | 25 |
| 15 | St. Anne, Seattle | 3 | 471 | 456 | 1,368 | 34% | 121,600 | 2.8 | 262 | 263 | 100% | 92% | 3% | 25 |
| 16 | St. Benedict, Seattle | 3 | 463 | 467 | 1,401 | 33% | 90,000 | 2.1 | 261 | 214 | 82% | 56% | 3% | 29 |
| 18 | St. Bridget, Seattle | 3 | 392 | 660 | 1,980 | 20% | 131,153 | 3.0 | See Assumption (Assumption/St. Bridget School) | | | | | |
| 19 | St. Catherine, Seattle | 3.25 | 613 | 416 | 1,352 | 45% | 133,339 | 3.1 | 284 | 246 | 87% | 71% | 4% | 25 |
| 22 | St. John, Seattle | 3 | 533 | 436 | 1,308 | 41% | 122,510 | 2.8 | 545 | 530 | 97% | 84% | 8% | 35 |
| 24 | St. Luke, Shoreline | 3 | 1,093 | 570 | 1,710 | 64% | 481,476 | 11.1 | 398 | 342 | 86% | 76% | 5% | 27 |
| 25 | St. Margaret, Seattle | 4 | 315 | 150 | 600 | 53% | 46,200 | 1.1 | None | | | | | |
| 26 | St. Mark, Shoreline | 4 | 1,125 | 657 | 2,628 | 43% | 275,722 | 6.3 | 282 | 153 | 54% | 82% | 1% | 14 |
| 28 | St. Matthew, Seattle | 4 | 773 | 350 | 1,400 | 55% | 244,206 | 5.6 | 275 | 208 | 76% | 83% | 5% | 26 |
| 185 | North American Martyrs, Seattle | 2 | 471 | 634 | 1,268 | 37% | | | None | | | | | |
| 200 | St. Andrew Kim, Seattle | 5 | 929 | 572 | 2,860 | 32% | 134,463 | 3.1 | None | | | | | |
| Deanery totals | | 63.25 | 12,018 | 9,489 | 33,087 | 36% | 2,685,960 | 61.7 | 4,076 | 3,451 | 85% | 80% | 5% | 304 |

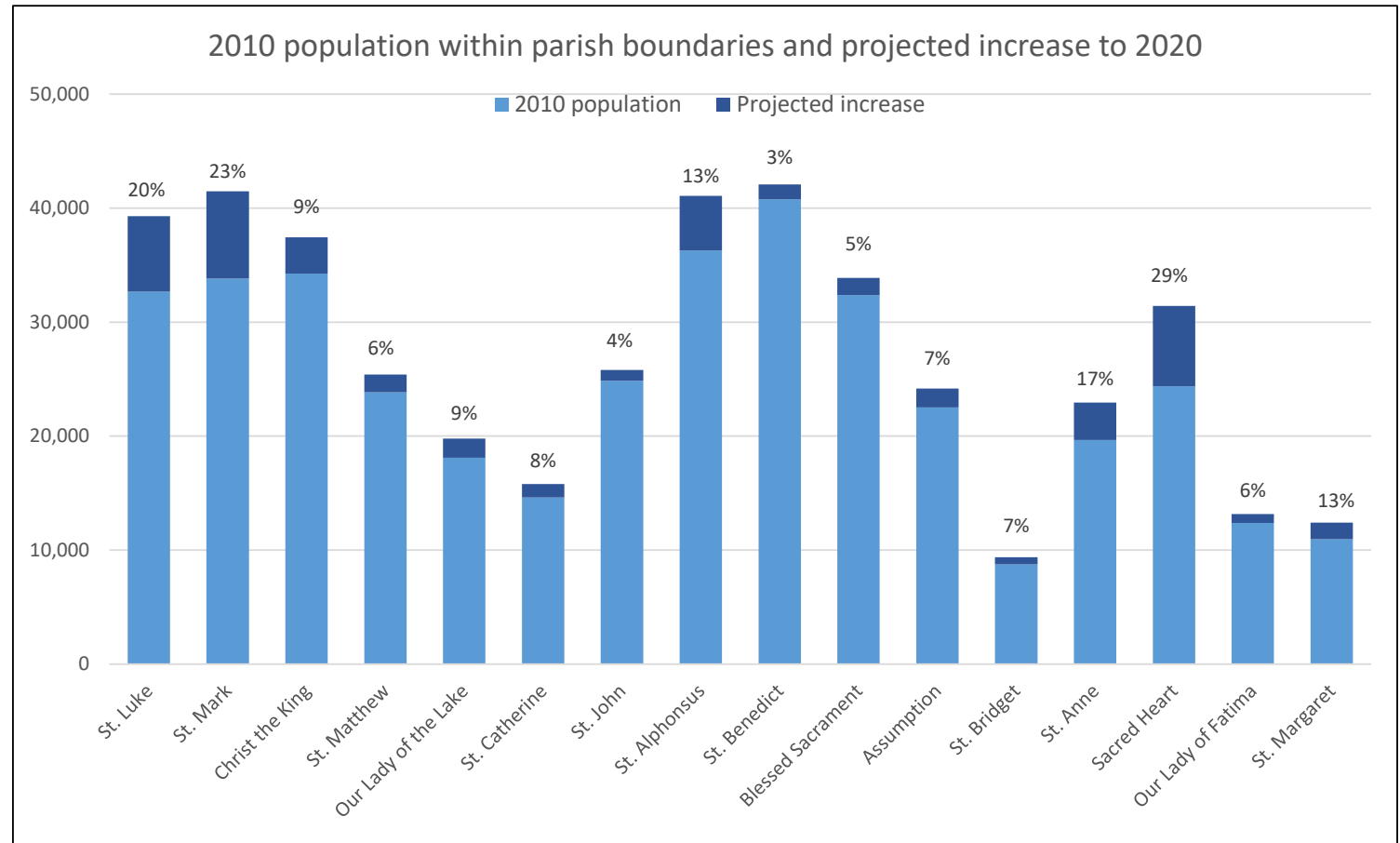
Parish staff included in UltiPro on 1/1/16

| North Seattle Parishes organized geographically (N-S, W-E) | Total non-clerical staff | Pastoral leadership | | | | | | Administration | | | | Ministry | | | Liturgy/Music | | Facilities | |
|--|--------------------------|-----------------------------|-----------------|---------------|----------|-----------------------|--------------------|-----------------------|-------------|-------------------------|----------------|------------------------------------|---------------|--------------------|--------------------------|----------------|-----------------------|-------------------------|
| | | Pastor/Priest Administrator | Parochial vicar | Parish priest | Deacon | Pastoral Coordinator | Pastoral Associate | PAA /Business Manager | Development | Accountant / Bookkeeper | Office support | Faith formation / sacramental prep | Youth | Outreach / Service | Liturgy / Music Director | Choir director | Supervisor / Director | Custodian / Maintenance |
| 24 St. Luke | 3 FT, 4 PT | Diocesan | | | | | | <i>PT</i> | | FT | | FT | FT | | <i>PT</i> | | | <i>2 PT</i> |
| 26 St. Mark | 4 FT, 3 PT | Diocesan | | | | | | FT | | | FT | | | <i>2 PT</i> | | <i>PT</i> | | FT |
| 4 Christ the King | 5 FT, 2 PT, V | | | <i>2 RO</i> | <i>V</i> | FT | | | <i>PT</i> | 2 FT, PT | | FT | | | | | FT | |
| 28 St. Matthew | 3 FT | Diocesan | | | | | | FT | | | FT | | | | | | | FT |
| 10 Our Lady of the Lake | 5 FT, 1 PT, ½ V | Extern | | | | | | | | | FT | | FT, PT | | FT | | FT | |
| 19 St. Catherine | 3 FT, 4 PT | Diocesan | | | | | | FT | | <i>PT</i> | <i>2 PT</i> | | <i>PT</i> | | FT | | FT | |
| 22 St. John the Evangelist | 6 FT, 2 PT | Extern | | | | | | FT | | <i>PT</i> | 2 FT | | | | | | 3 FT, PT | |
| 14 St. Alphonsus | 3 FT, 1 PT | Religious order | | | | | | FT | | | FT | | | | | | FT | <i>PT</i> |
| 16 St. Benedict | 5 FT, 1 PT | | | <i>Dio</i> | | FT (Deacon/PC) | | | | FT | | <i>PT</i> | | FT | | | FT | |
| 3 Blessed Sacrament | 8 FT, 1 PT | Religious order | 3 RO | | | | | | | FT | | 2 FT | | <i>PT</i> | FT | | FT | FT |
| 2 Assumption | 2 FT, 2 PT | Diocesan | | | | | | FT | | | <i>PT</i> | | | | <i>PT</i> | | FT | |
| 18 St. Bridget | 4 FT, 2 PT, ½ V | Extern | | | | | | | | | | FT | <i>PT</i> | FT, PT | | FT | | |
| 15 St. Anne | 6 FT, 3 PT | | | <i>Dio</i> | | FT | | | | FT | FT | FT | <i>2 PT</i> | | FT | | <i>PT</i> | |
| 13 Sacred Heart | 4 FT | Religious order | RO | | | | | | | FT | | FT | | | | | FT | |
| 8 Our Lady of Fatima | 4 FT, 1 PT | Diocesan | | | | | | | | | | FT | | | | | | FT, PT |
| 25 St. Margaret | 2 FT | Religious order | | | | | | | | | 2 FT | | | | | | | |
| 200 St. Andrew Kim | 3 FT | Extern | | | | | | FT | | | | | 2 FT | | | | | |
| 185 North American Martyrs | <i>1 PT</i> | Religious order | | | | | | | | | <i>PT</i> | | | | | | | |

Fulltime = 30+ hours/week (**bold**); Part-time=< 30 hours/week (*Italics*). V=Volunteer deacon

Population and Growth within Parish Boundaries (as projected by the Puget Sound Regional Council)

| Parishes (ordered geographically) | | Population | | Increase 2010-20 | |
|-----------------------------------|---------------------------------|-----------------|--------|------------------|--------------|
| | | 2010 | 2020 | Percent | Number |
| 24 | St. Luke, Shoreline | 32,687 | 39,292 | 20.2% | 6,606 |
| 26 | St. Mark, Shoreline | 33,831 | 41,484 | 22.6% | 7,652 |
| 4 | Christ the King, Seattle | 34,248 | 37,450 | 9.3% | 3,202 |
| 28 | St. Matthew, Seattle | 23,857 | 25,404 | 6.5% | 1,547 |
| 10 | Our Lady of the Lake, Seattle | 18,116 | 19,773 | 9.1% | 1,656 |
| 19 | St. Catherine, Seattle | 14,621 | 15,804 | 8.1% | 1,183 |
| 22 | St. John, Seattle | 24,855 | 25,793 | 3.8% | 939 |
| 14 | St. Alphonsus, Seattle | 36,286 | 41,074 | 13.2% | 4,787 |
| 16 | St. Benedict, Seattle | 40,770 | 42,070 | 3.2% | 1,299 |
| 3 | Blessed Sacrament, Seattle | 32,384 | 33,885 | 4.6% | 1,501 |
| 2 | Assumption, Seattle | 22,511 | 24,182 | 7.4% | 1,671 |
| 18 | St. Bridget, Seattle | 8,743 | 9,369 | 7.2% | 626 |
| 15 | St. Anne, Seattle | 19,668 | 22,939 | 16.6% | 3,270 |
| 13 | Sacred Heart, Seattle | 24,373 | 31,414 | 28.9% | 7,041 |
| 8 | Our Lady of Fatima, Seattle | 12,383 | 13,153 | 6.2% | 770 |
| 25 | St. Margaret, Seattle | 10,963 | 12,416 | 13.2% | 1,453 |
| 200 | St. Andrew Kim, Seattle | Non-territorial | | | |
| 185 | North American Martyrs, Seattle | Non-territorial | | | |



Financial status of parishes at the end of 2014-15 fiscal year with updated PRF data

| North Seattle Parishes | | Parish Revolving Fund on July 1, 2016 | | | Parish income 2014-15 | | | | Total expenses | Bottom line | |
|------------------------|-------------------------|---------------------------------------|-------------|-------------------------------|-----------------------|----------------------|----------------------|------------------|----------------|-------------|---------------|
| | | Loan balance | Savings | Notes | Ordinary income | Income from building | Annual Appeal rebate | All other income | | | Total revenue |
| 2 | Assumption | \$0 | \$105,969 | | \$669,386 | | \$27,897 | \$78,912 | \$776,196 | \$695,236 | \$80,960 |
| 3 | Blessed Sacrament | \$0 | | | \$910,498 | | | \$1,011,259 | \$1,921,757 | \$1,559,922 | \$361,835 |
| 4 | Christ the King | \$0 | \$1,054,540 | 1/4 is school savings | \$566,595 | \$380,883 | \$8,269 | \$232,015 | \$1,187,762 | \$1,103,648 | \$84,114 |
| 8 | Our Lady of Fatima | \$0 | \$795,761 | | \$835,235 | | \$7,178 | \$310,181 | \$1,152,593 | \$984,011 | \$168,583 |
| 10 | Our Lady of the Lake | \$192,365 | \$302,211 | | \$765,637 | | \$31,265 | \$81,801 | \$878,703 | \$915,396 | (\$36,693) |
| 13 | Sacred Heart | \$0 | \$524,168 | | \$237,553 | | \$2,985 | \$332,533 | \$573,070 | \$693,926 | (\$120,856) |
| 14 | St. Alphonsus | \$0 | \$884,943 | | \$432,794 | \$246,207 | \$17,427 | \$124,108 | \$820,536 | \$653,910 | \$166,626 |
| 15 | St. Anne | \$0 | \$1,827,766 | Almost 1/2 is school saving | \$712,521 | | | \$124,693 | \$837,214 | \$743,095 | \$94,119 |
| 16 | St. Benedict | \$0 | \$745,000 | | \$398,090 | | \$4,229 | \$137,444 | \$539,763 | \$543,994 | (\$4,231) |
| 18 | St. Bridget | \$12,583 | \$361,476 | | \$812,221 | | \$16,592 | \$34,686 | \$863,499 | \$1,053,134 | (\$189,635) |
| 19 | St. Catherine | \$0 | \$1,121,849 | | \$509,666 | \$57,153 | \$8,893 | \$116,494 | \$692,206 | \$669,003 | \$23,203 |
| 22 | St. John the Evangelist | \$861,517 | \$1,172,500 | Over half savings is restrict | \$722,610 | | \$2,293 | \$57,579 | \$782,481 | \$782,481 | \$0 |
| 24 | St. Luke | \$0 | \$724,000 | | \$1,049,441 | \$315,257 | \$453 | \$206,502 | \$1,571,654 | \$1,516,636 | \$55,018 |
| 25 | St. Margaret | \$0 | \$110,000 | | \$132,487 | | \$5,774 | \$26,705 | \$164,967 | \$146,335 | \$18,632 |
| 26 | St. Mark | \$0 | \$298,000 | | \$808,508 | | \$21,557 | \$88,235 | \$918,300 | \$923,871 | (\$5,571) |
| 28 | St. Matthew | \$696,000 | \$211,000 | | \$575,469 | \$10,190 | \$36,440 | \$179,205 | \$801,303 | \$793,668 | \$7,635 |
| 185 | North American Martyrs | \$0 | | | \$340,621 | | | \$147,836 | \$488,457 | \$234,233 | \$254,223 |
| 200 | St. Andrew Kim | \$0 | | | \$538,686 | | | \$136,376 | \$675,062 | \$694,607 | (\$19,545) |